



Reducing Inventory, Increasing Turns,
Reducing Lead Times

NetSuite Demand Planning



NetSuite was built to support the needs of product-based businesses from its beginning and today offers a variety of native features, functions and processes to help these businesses to have the right materials available—at the right time—in the right place.

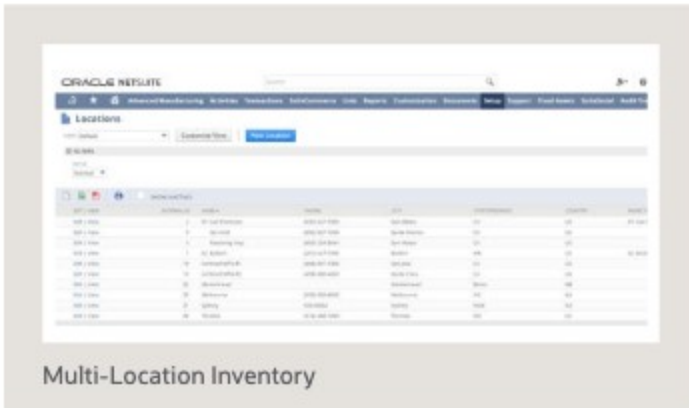
One of these key features is our native demand planning module that is specifically designed to provide the user with the ability to predict required inventory based on historical demand or sales forecasts. This innovative tool offers the right balance of powerful functionality and ease-of-use to help you manage your inventory more efficiently.

Key Benefits

- Optimise inventory levels.
- Increase turns.
- Reduce costs with order consolidation.
- Simplify the ordering process.
- Workflow approvals.

Multi-Location Inventory

One of the key features that NetSuite delivers is the ability to easily define multiple inventory locations with real-time visibility. Locations can be organized hierarchically, and for global businesses the country can be defined. During the planning process, the system can be set up to automatically create transfer orders between locations where necessary.



Multi-Location Inventory

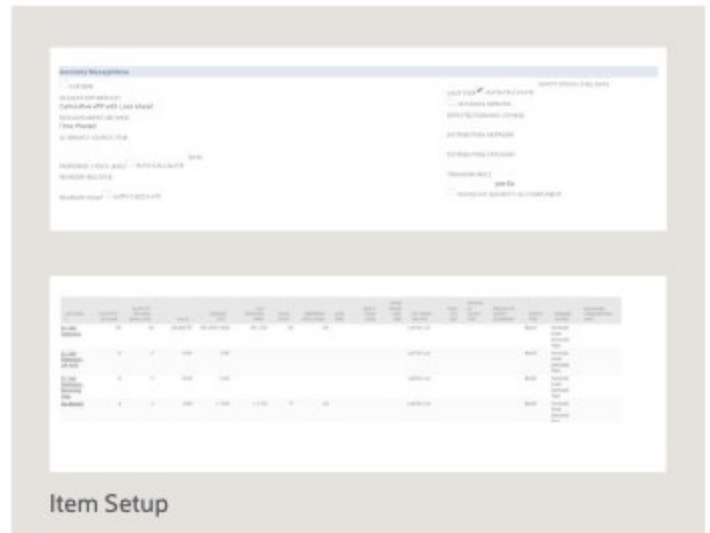
Item Setup

One of the most critical areas to the planning process is defining the parameters that affect each item. The settings that are found in the Inventory Management section of the item apply to the item as a whole unless they are over-ridden in the location sublist. This defines the item as being available to demand planning, establishes an alternate source item (if you are trying to plan a new item with no sales history) and establishes which Distribution Network and Category it might belong to if you are using our DRP functionality.

On the Location sublist is where you will find a lot of additional planning parameters that affect either how demand is evaluated or how the planned orders are generated.

These settings include:

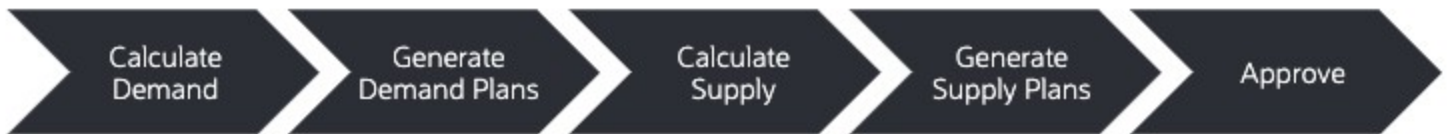
- Safety Stock
- Lot Sizing Method
- Fixed Lot Size
- Supply Planning Periods
- Supply Type
- Demand Source
- Forward and Backward Consumption Days
- Demand and Planning Time Fences
- Reschedule In/Out Days



Item Setup

The Demand Planning Process

Demand can be evaluated and presented in a number of different ways using the demand planning process. The menu structure is laid out in a way that shows the process to calculate demand, review the demand plans and edit where required, generate the supply plans, review and edit those and finally generate planned Purchase



The Demand Planning Process

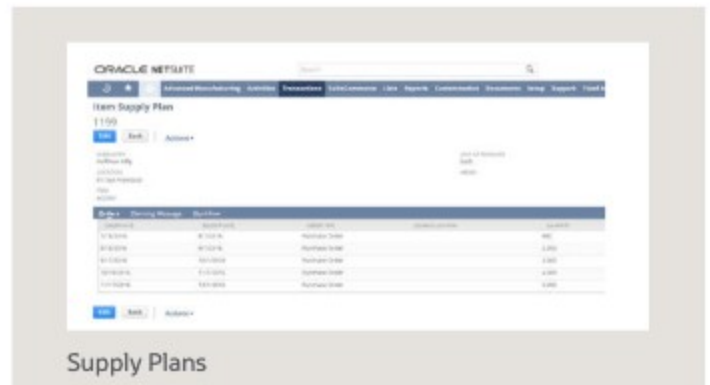
Orders, Transfer Orders and Work Orders as desired. Note that the system can be set up to generate actual transactions and skip the planned orders if desired.

Available Planning Methods

- **Linear Regression** – Use previous demand to project future inventory based on the ordinary-least-square regression method.
- **Moving Average** – Use the moving average of historical demand to calculate the overall average stock level needed, and then project future stock levels using that overall average.
- **Seasonal Average** – Use previous demand to examine the seasonal trend of inventory flow, and then project a similar seasonal trend for future stock levels.
- **Sales Forecast** – When using NetSuite for your sales operations, this option uses forward looking sales forecast data (such as opportunities, estimates, etc.) to project inventory demand.

Demand Plans

By customizing the demand plans to include any known exceptions, they act as MPs.



Supply Plans

Supply plans can be generated by using the item settings from the demand plans with a simple click, reducing time consuming manual processes. Depending on some parameters and approval workflows, the system will either generate planned, firm or released orders.

Planning Action Messages

NetSuite can also generate planning messages to assist the user in making the right decisions and optimise inventory levels where appropriate.



Gross Requirements Inquiry

The Gross Requirements Inquiry provides an overview of the progressive supply and demand cycle by listing quantities required and quantities supplied on each transaction date listed. Each transaction and date is listed along with the more-on-hand or less-on-hand quantity of the transaction, as well as the resulting total quantity on hand for the item.

Order Execution

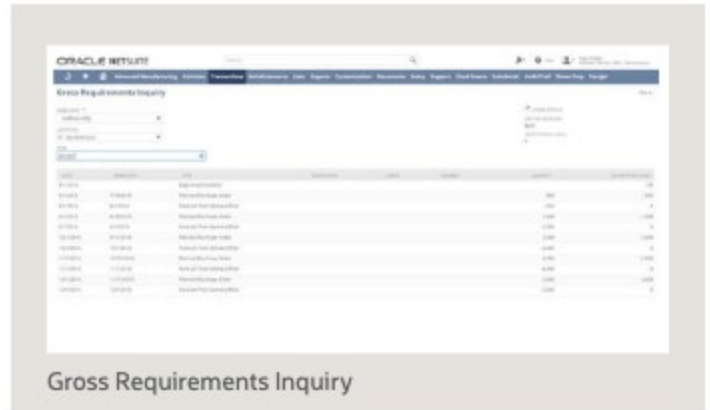
The result of the planning process simplifies the process of creating purchase orders, transfer orders and work orders for the user and they can be notified in a number of ways when they have to do something—this includes:

- Reminders
- Email alerts
- Saved searches
- Scheduled reports

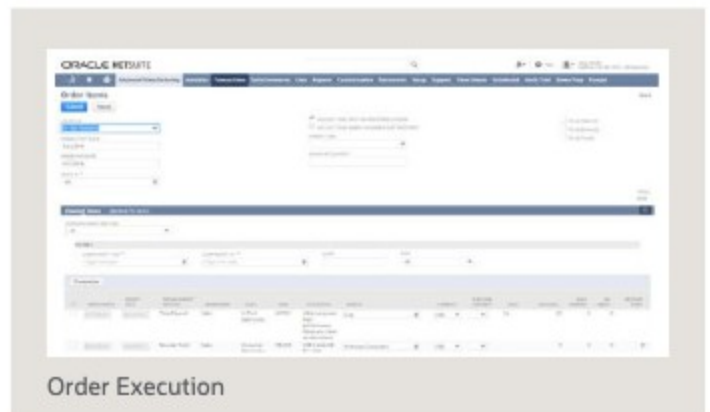
Executing these from the Order Items or Mass Create WO screens is as simple as checking a box beside the orders you want to create and hitting a button.

Allocation Exceptions Management

To respond to supply shortages and VIP customers, you can review all sources of supply and order allocations to ensure that high priority sales orders ship complete and on time. To minimize the effect on all orders, the system provides intelligent supply reallocations recommendations, designed to take the resources from multiple unallocated orders and fulfill priority orders first.



Gross Requirements Inquiry



Order Execution

System generated reallocation recommendations reduce the time to find, review, and execute reallocations. After you accept a recommendation, the system automatically re-aligns the supplies to the affected orders.

However, if the generated recommendations are not suitable, you can generate a new set of allocation recommendations. You can then review reallocation scenarios until you define a solution. After you approve an allocation, the system returns you to the order.